

WUP4

KAWAMOTO SUBMERSIBLE PUMP

2 POLES / 50 Hz

SIZE 40 ~ 50 MM.



VORTEX IMPELLER



APPLICATIONS AND FEATURES

■ APPLICATIONS

- For drainage of wastewater, septic tank sump, dirty sump and spring water.

■ FEATURES

- Light weight and easy to handle due to resin pump parts and motor with stainless steel frame.
- Corrosion proof and long-life.
- Equipped with a small special motor with built-in auto-cut of a large starting torque to ensure safety.
- Vortex type and excellent performance to pass foreign objects.
- Strainer is quick detachable type for easy cleaning and maintenance.
- Starting/stopping water levels are adjustable in L and LN types.

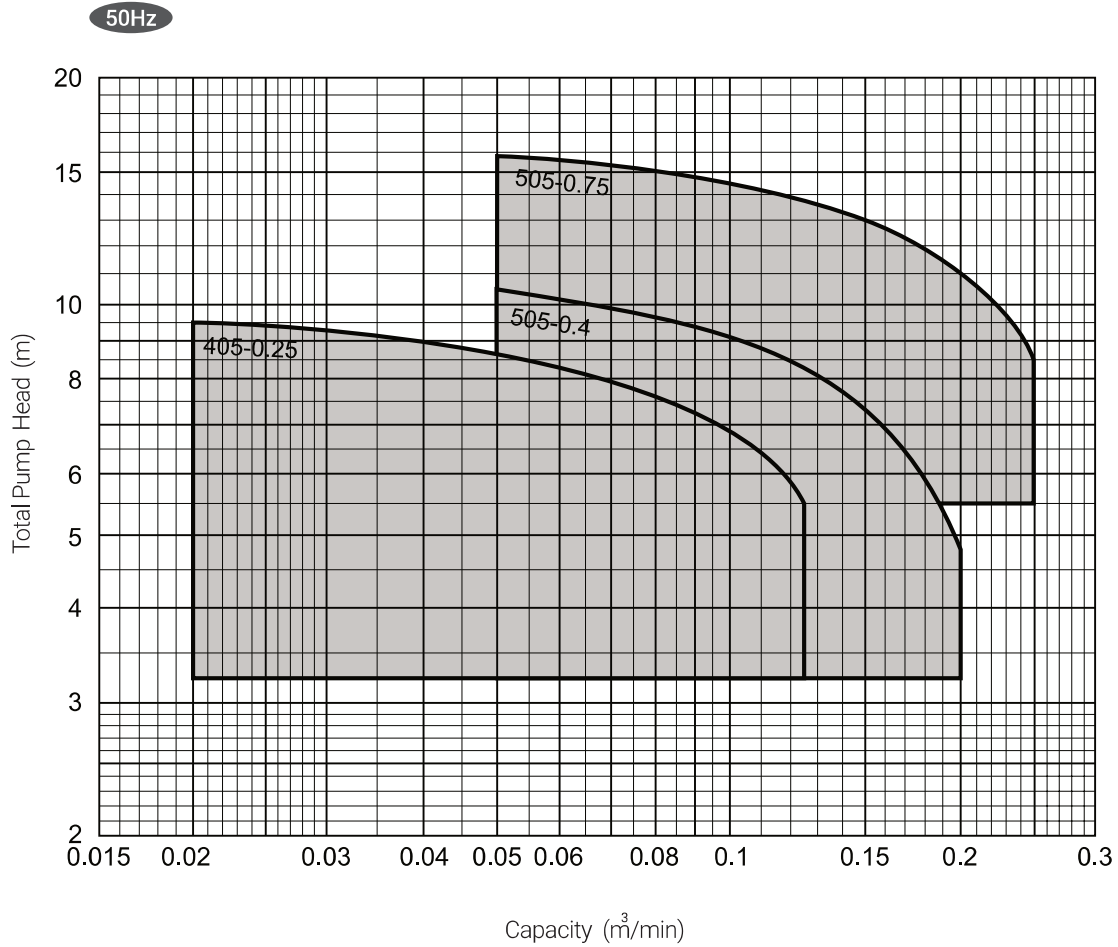
STANDARD SPECIFICATIONS

Description		Model: WUP4
Applicable Liquid		For drainage of waste water, Septic tank sump, Dirty sump and spring water
Liquid Temperature		0 ~ 40 °C
pH		5~9
Material	Casing	Glass fiber reinforced resin
	Impeller	Glass fiber reinforced resin
	Shaft	Stainless Steel (SUS304)
Motor	Speed	3000 rpm
Construction	Impeller	Vortex type
	Shaft seal	Double mechanical seal Pump: SiC x SiC Motor: Ceramics x Carbon
	Motor Bearing	Sealed ball bearing
Cable length		6m
Maximum submergence		0.15~0.75kW: 5m

SOLID PASSAGE

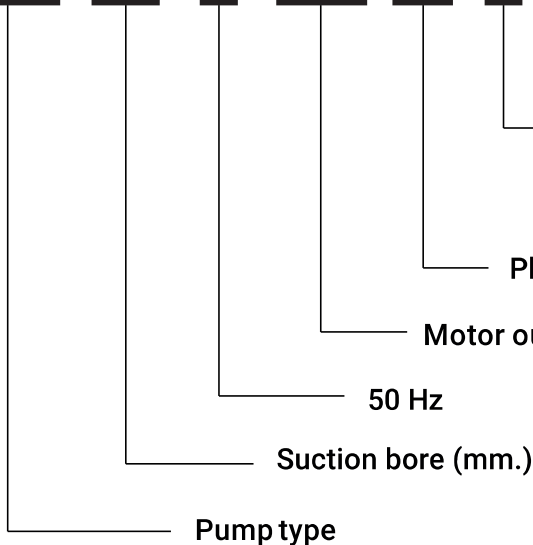
Pump Bore (mm)	Solid diameter (mm)	Clothes
32	14	-
40	17	-
50	17	-

PERFORMANCE CHART



MODEL CODE

WUP4 - 40 5 - 0.25 S2 L



Operation Type
 - L (1 pump automatics)
 - LN (2nd pump for automatic alternate/simultaneous)

Phase - (T4 : Three Phase, S2 : Single Phase)

Motor output (kW)

50 Hz

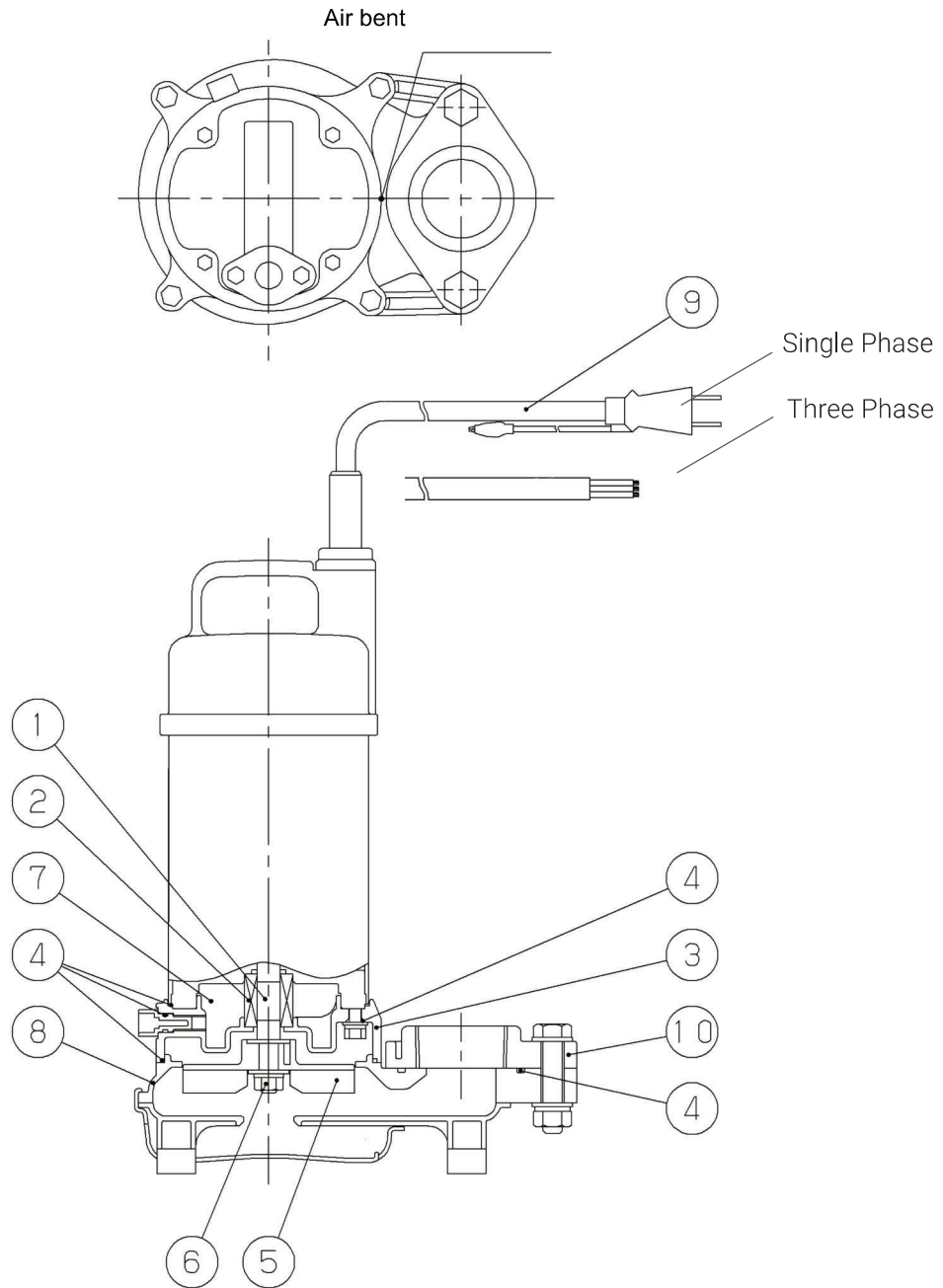
Suction bore (mm.)

Pump type

SPECIFICATION TABLE

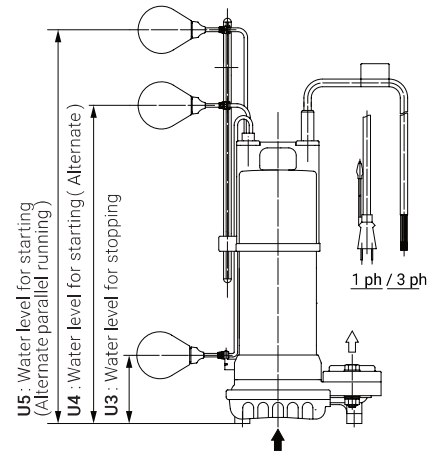
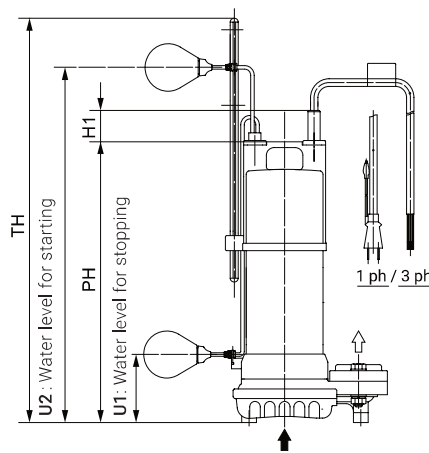
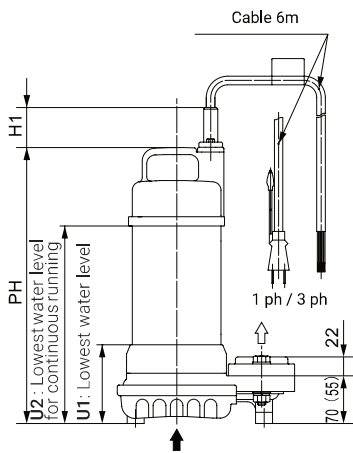
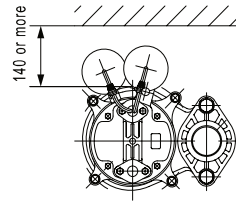
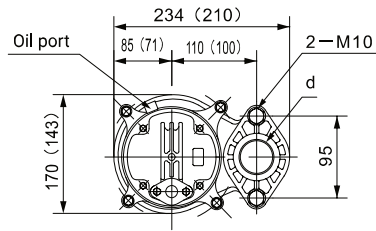
No.	Bore (mm)	Model	Motor (kW)	Performance			
				Capacity (m ³ /min)	Total Head (m)	Capacity (m ³ /min)	Total Head (m)
1	40	WUP4-405-0.25S2	0.25	0.02	9.5	0.125	5.5
2		WUP4-405-0.25T4	0.25	0.02	9.5	0.125	5.5
3	50	WUP4-505-0.4S2	0.4	0.05	10.5	0.2	4.8
4		WUP4-505-0.4T4	0.4	0.05	10.5	0.2	4.8
5		WUP4-505-0.75T4	0.75	0.05	15.8	0.25	8.5
6	40	WUP4-405-0.25S2L	0.25	0.02	9.5	0.125	5.5
7		WUP4-405-0.25T4L	0.25	0.02	9.5	0.125	5.5
8	50	WUP4-505-0.4S2L	0.4	0.05	10.5	0.2	4.8
9		WUP4-505-0.4T4L	0.4	0.05	10.5	0.2	4.8
10		WUP4-505-0.75T4L	0.75	0.05	15.8	0.25	8.5
11	40	WUP4-405-0.25S2LN	0.25	0.02	9.5	0.125	5.5
12		WUP4-405-0.25T4LN	0.25	0.02	9.5	0.125	5.5
13	50	WUP4-505-0.4S2LN	0.4	0.05	10.5	0.2	4.8
14		WUP4-505-0.4T4LN	0.4	0.05	10.5	0.2	4.8
15		WUP4-505-0.75T4LN	0.75	0.05	15.8	0.25	8.5

SECTION VIEW



No.	Name	Material	No.	Name	Material
1	Motor	SUS304	6	Nut	SUS304
2	Mechanical seal	Pump: Ceramic x Carbon Liquid: SiC x SiC	7	Turbine oil	ISO VG32
3	Casing cover	Resin	8	Casing	Resin
4	O ring	NBR	9	Cable	VCT
5	Impeller	Resin	10	Rhombic flange	Resin

PUMP DIMENSION

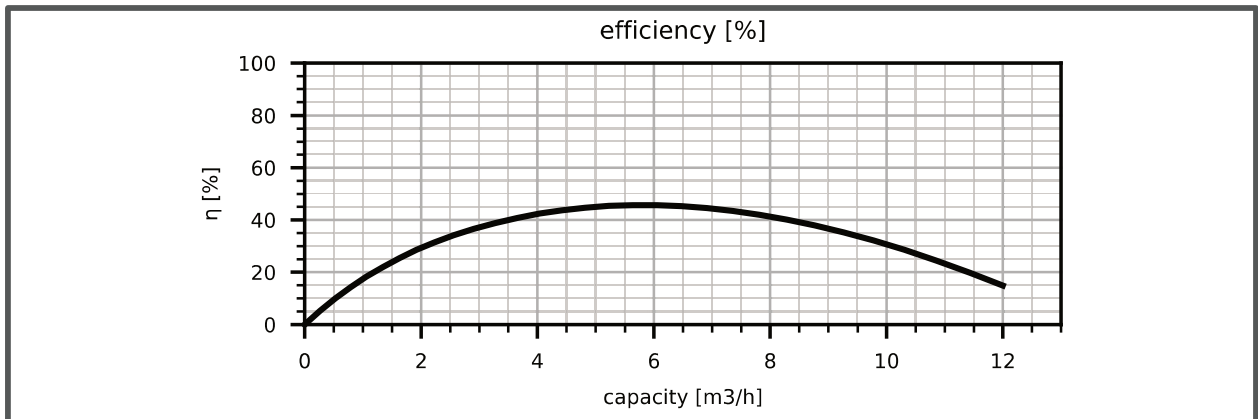
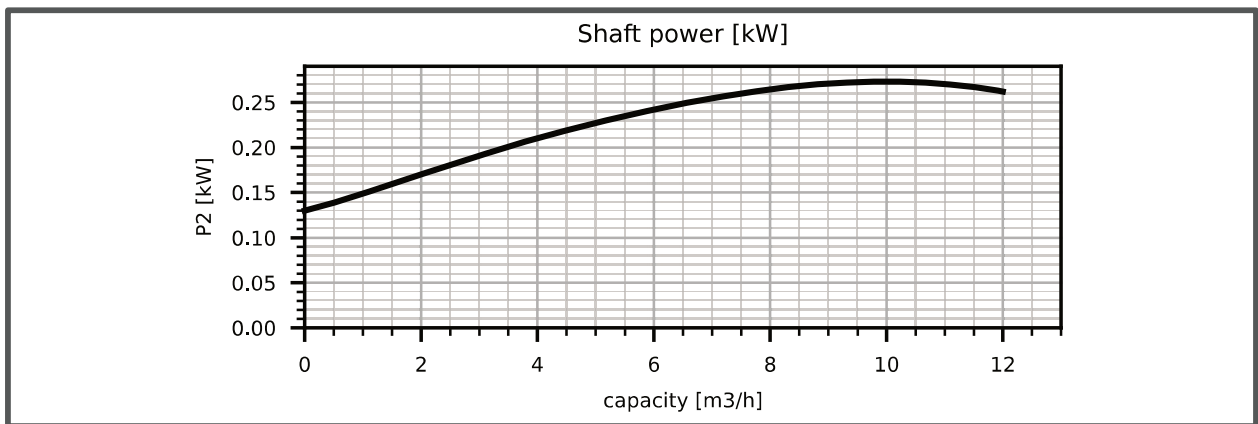
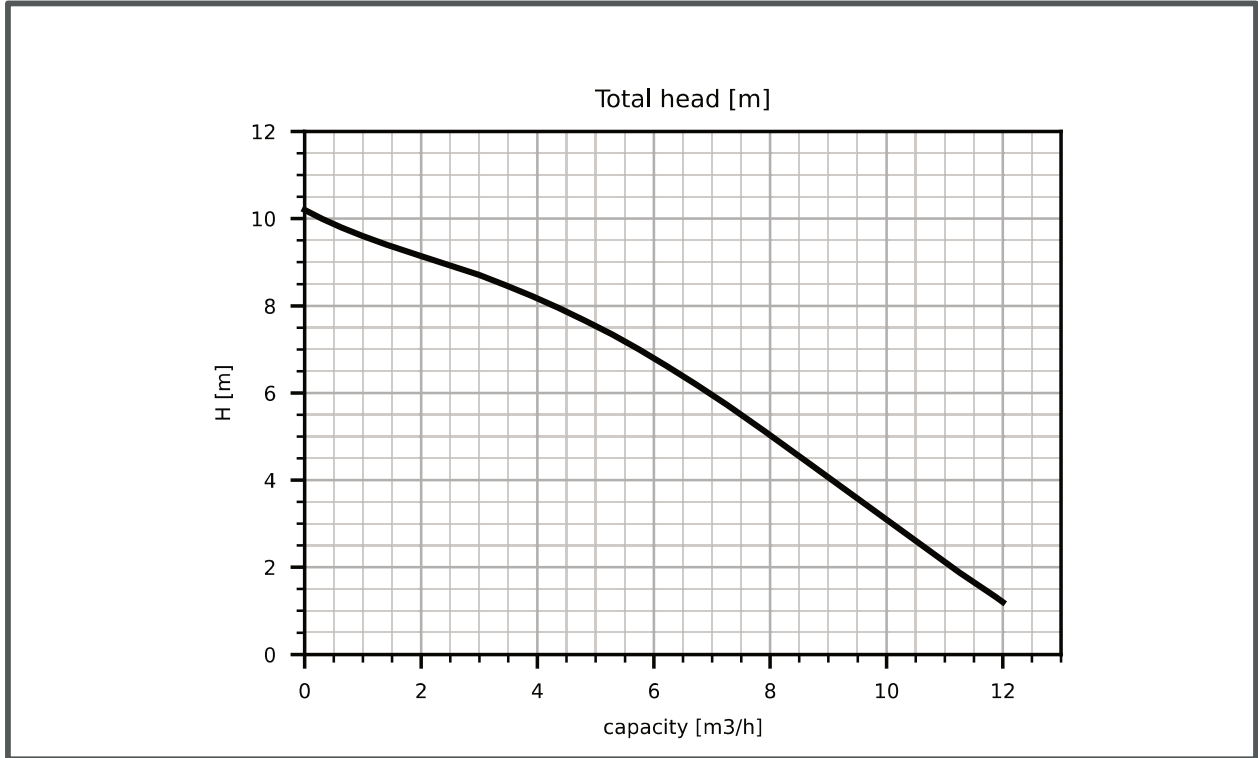


Bore	Bore	Model	kW	PH	TH	H1	U1	U2	U3	U4	U5	KG
Manual	40	WUP4-405-0.25S2	0.25	330	-	35	90	216	-	-	-	6.0
		WUP4-405-0.25T4	0.25	320	-	35	90	200	-	-	-	5.1
	50	WUP4-505-0.4S2	0.4	354	-	35	105	240	-	-	-	9.2
		WUP4-505-0.4T4	0.4	339	-	35	105	220	-	-	-	8.0
		WUP4-505-0.75T4	0.75	359	-	40	105	240	-	-	-	9.5
Alternate/Parallel	40	WUP4-405-0.25S2L/LN	0.25	384	539	35	90	472	90	422	522	6.4/12.9
		WUP4-405-0.25T4L/LN	0.25	374	524	35	90	456	90	406	506	5.5/11/1
	50	WUP4-505-0.4S2L/LN	0.4	376	538	35	105	470	105	420	520	9.6/19.3
		WUP4-505-0.4T4L/LN	0.4	361	518	35	105	450	105	400	500	8.4/16.9
		WUP4-505-0.75T4L/LN	0.75	381	538	40	105	470	105	420	520	9.9/19.9

EXPECTED PERFORMANCE CURVE

MODEL : WUP4-405-0.25T4

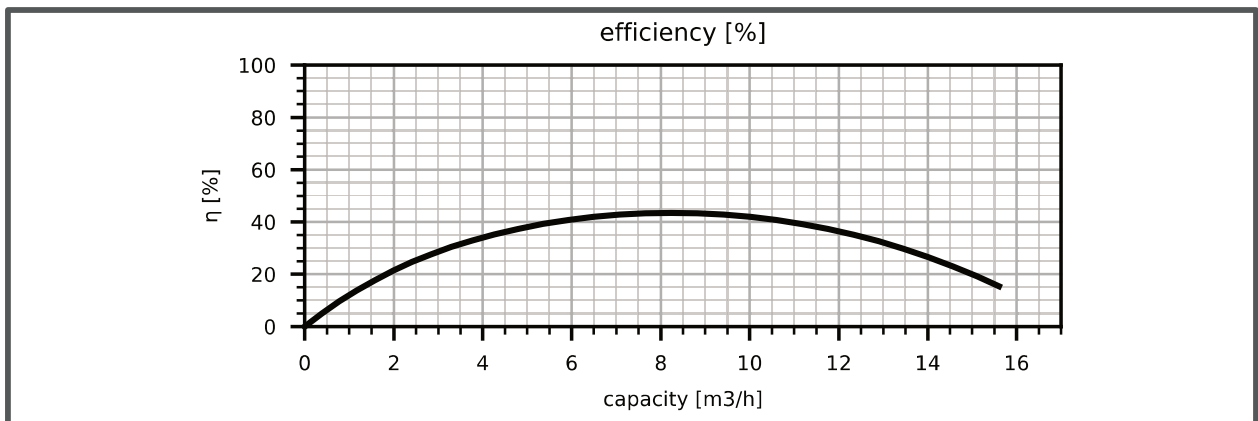
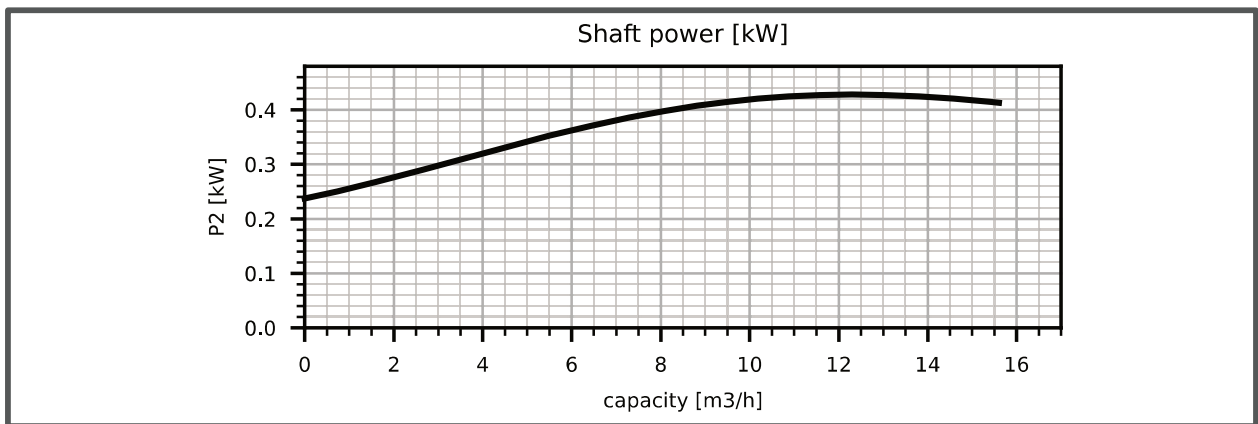
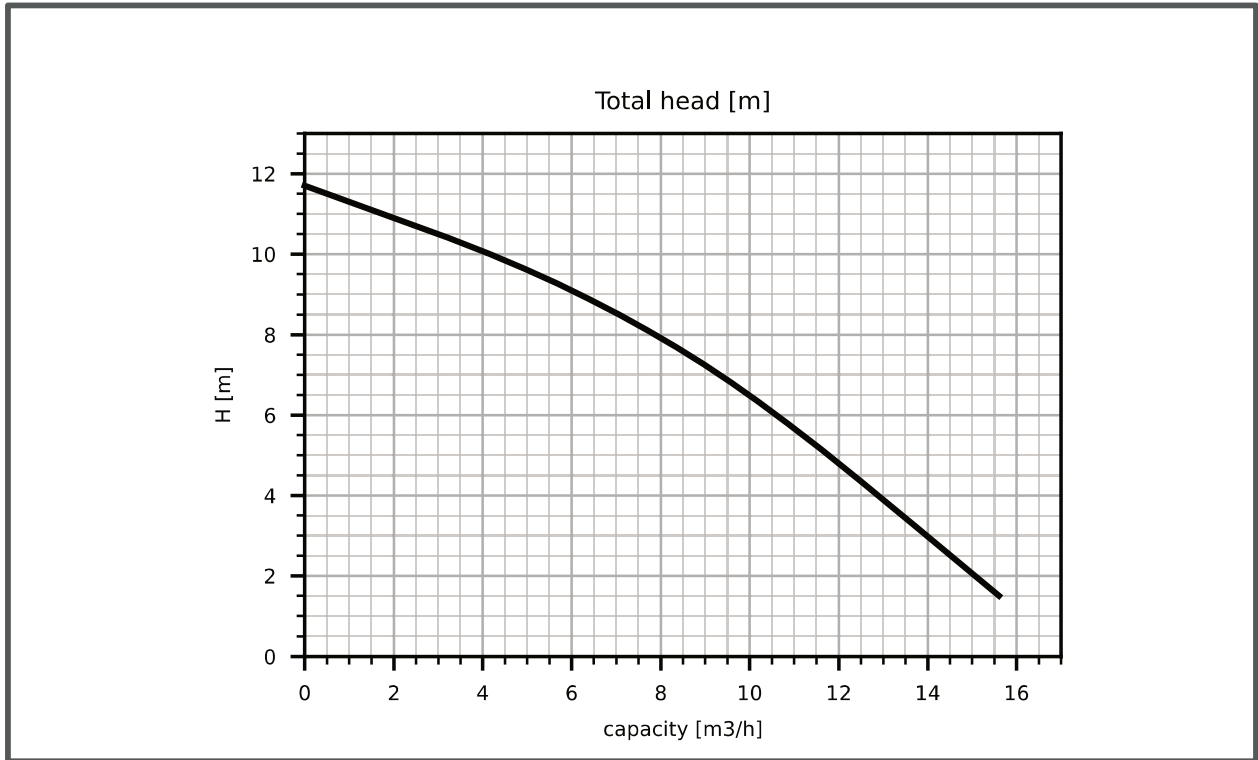
■ PERFORMANCE CURVES



EXPECTED PERFORMANCE CURVE

MODEL : WUP4-505-0.4T4

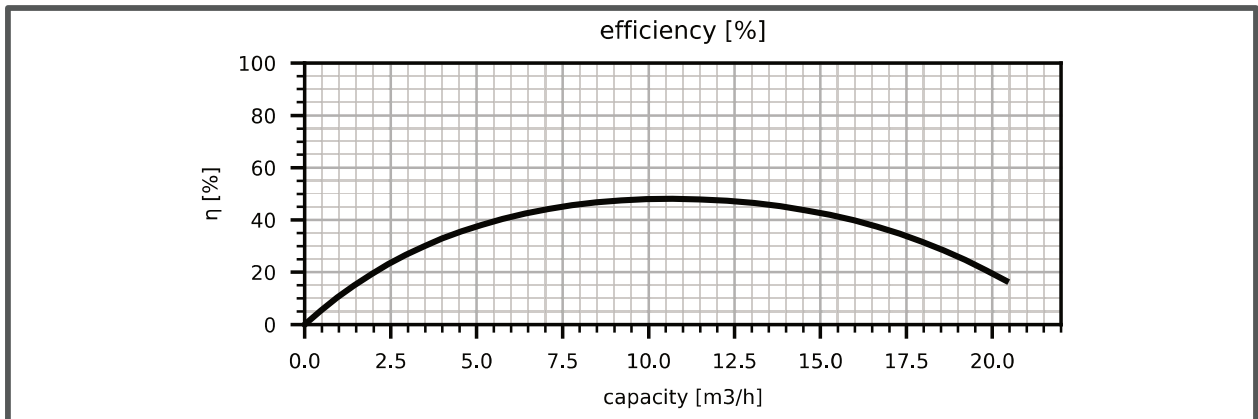
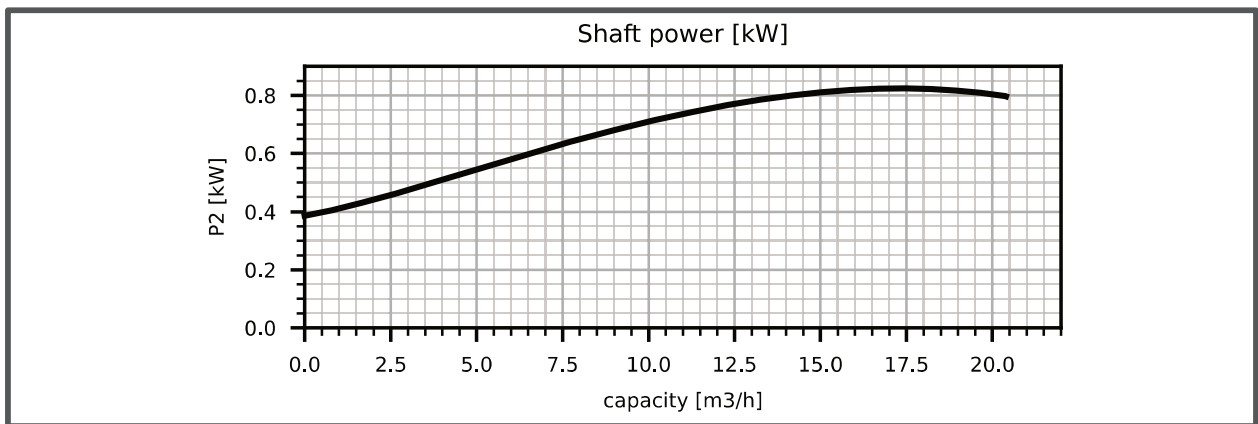
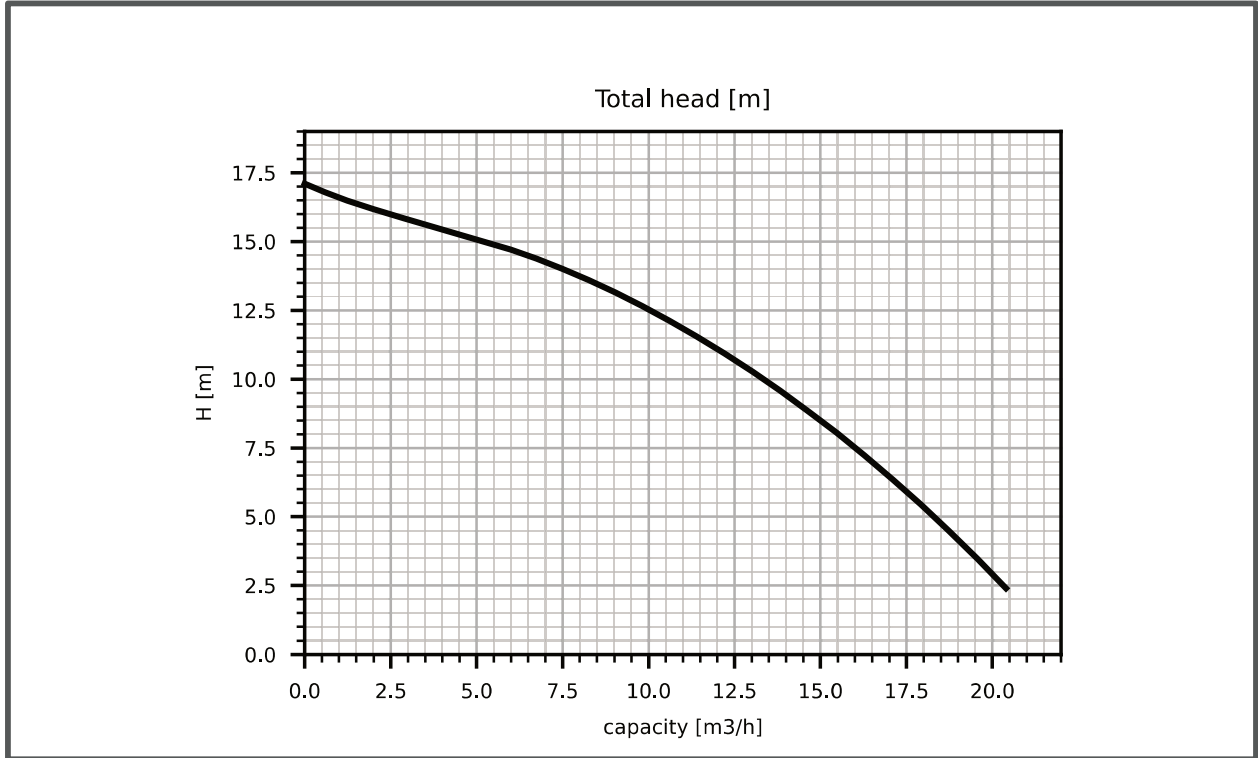
■ PERFORMANCE CURVES



EXPECTED PERFORMANCE CURVE

MODEL : WUP4-505-0.75T4

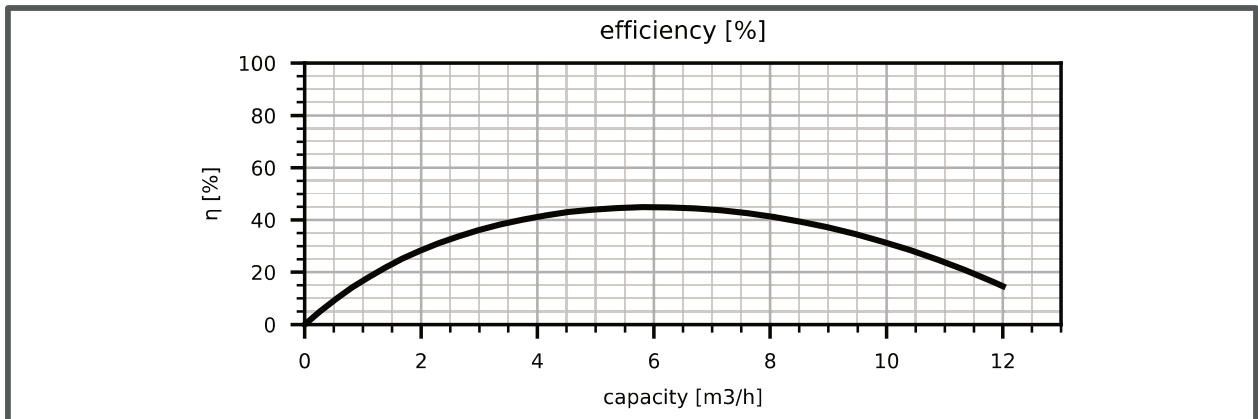
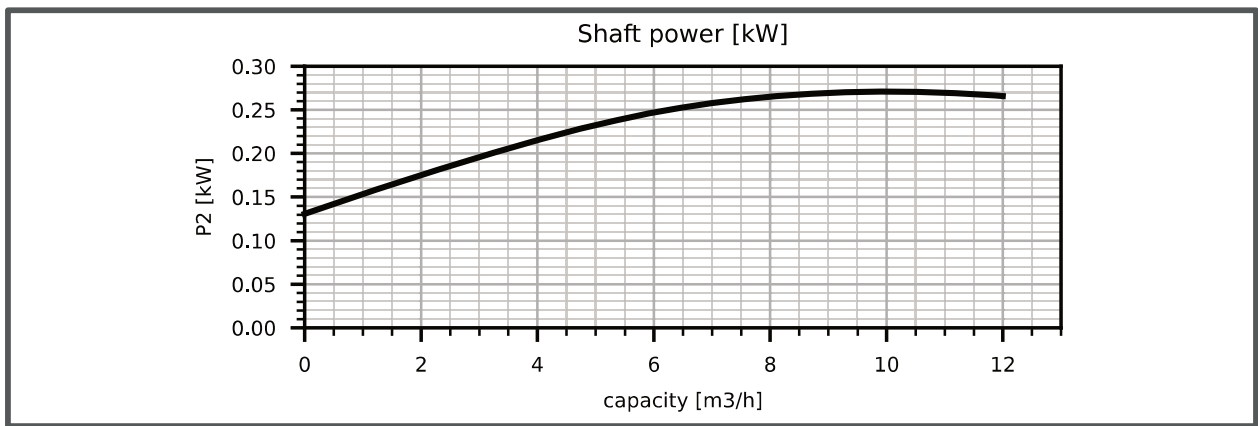
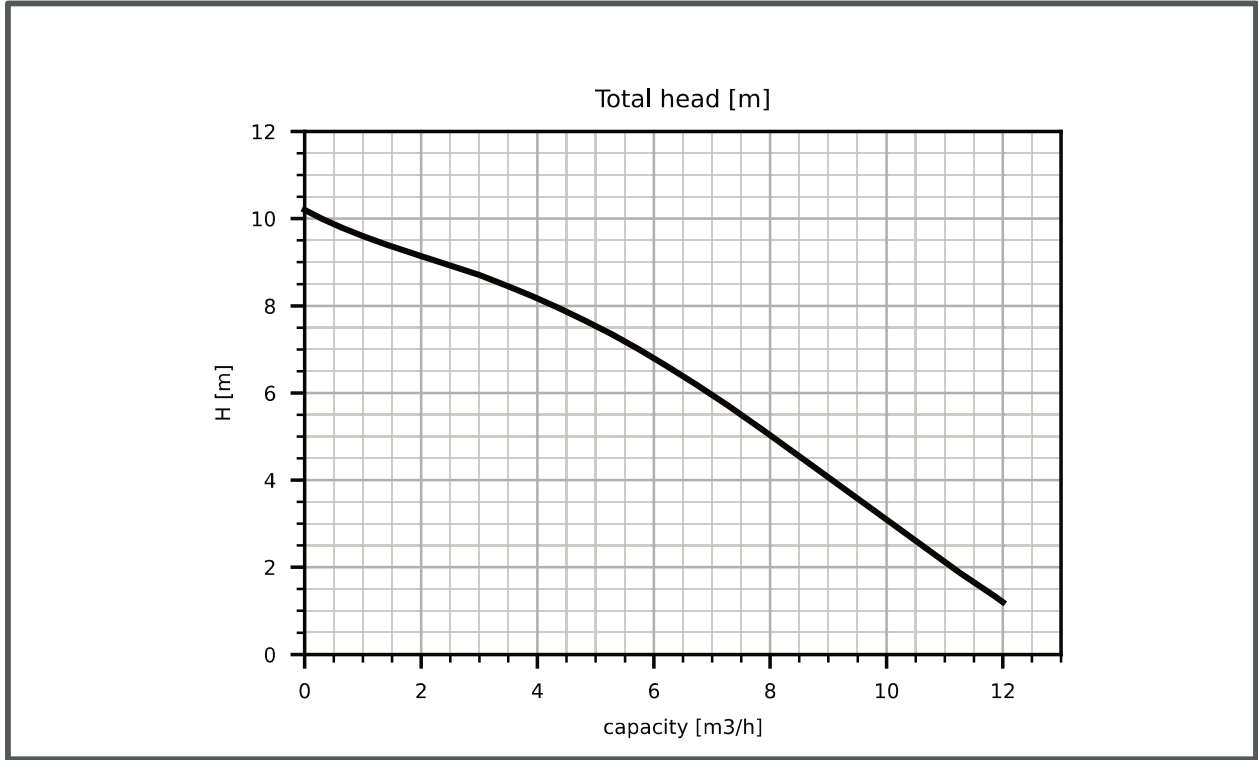
■ PERFORMANCE CURVES



EXPECTED PERFORMANCE CURVE

MODEL : WUP4-405-0.25S2

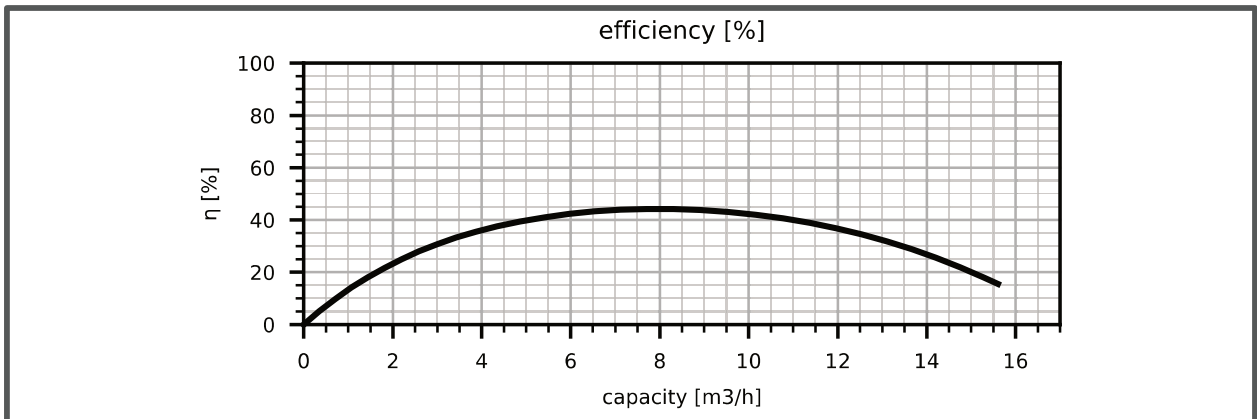
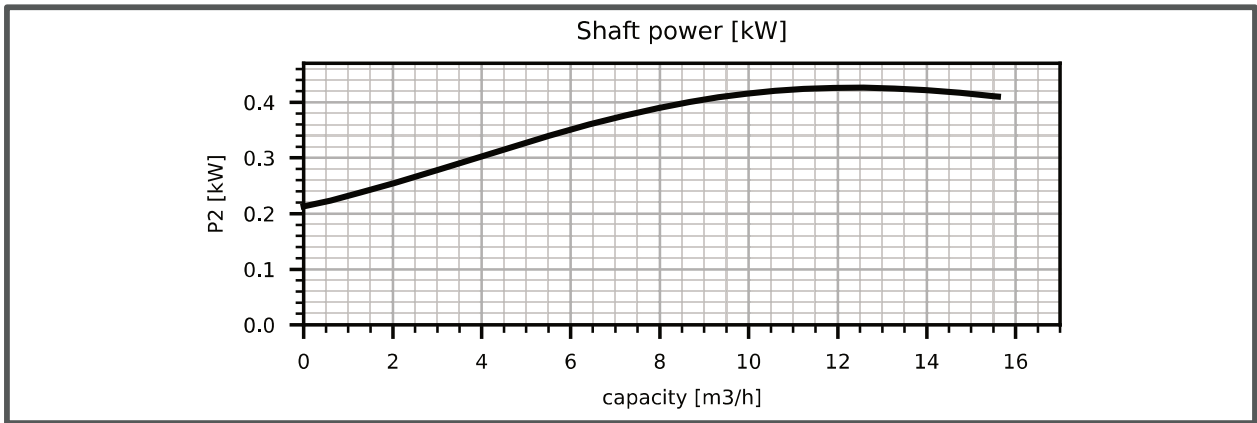
■ PERFORMANCE CURVES



EXPECTED PERFORMANCE CURVE

MODEL : WUP4-505-0.4S2

■ PERFORMANCE CURVES



IMPORTANT SAFETY PRECAUTIONS

Always read the manual thoroughly and fully comprehend the contents for safe operation before starting use. Precautions for using products safely and for preventing personal injuries or physical damage are given in the manual.

- Matters falling under the following may not be covered by the warranty: uses out of the specified scope of application, failure to comply with precautions, improper repairs and alterations, matters arising from natural disasters, matters arising from the installation environment (improper power source, foreign objects, sand etc.), non-compliance with laws and regulations or standards pertaining thereto, accidental or intentional damage or injury, replacement of consumable parts, defects due to resale, etc.
- Do not use the product for applications out of the product specifications. Doing so may cause electric shock, fire, water leakage, etc.
- Have spare equipment ready when using pumps for equipment for living things (fish farms, fish tanks, aquariums, etc.) or critical equipment.
- Pump failure may cause lack of oxygen and water quality deterioration, and may affect the lives of the living things.
When using pumps for equipment for living things (fish farms, fish tanks, aquariums, etc.), do not install the pump in the tank where the living things are put into. The current leakage or sealing liquid leak from the mechanical seal may cause the death of the living things.
- If used to transport food-related items, give due consideration to the materials used. Contamination by foreign objects may occur.
- Avoid using for living things which disagrees with copper alloy. It may affect the lives of the living things.
- Select a product which is appropriate for your application. Inappropriate use of products may cause accidents.
- Conduct construction in accordance with the applicable laws and regulations (the Technical Standards of Electric Installation, interior wiring regulation, Building Standards Act, Water Supply Law, etc.). Not only does it violate the laws and regulations, but it also may cause injuries due to electric shock, fire, falling and tipping over.
- Do not use in places where people are assumed to get in contact with the product (baths, pools, lakes, etc.). Electric leak may occur and cause electric shock.
- Depending on the equipment, attach a filter etc. appropriate for your application on the discharge side before use, perform thorough flushing to check that there is no contamination. Cutting oil, rubber mold releasing agent, foreign objects etc. from the manufacturing line and cutting oil, foreign objects etc. from the pipeline may contaminate the liquid which is to be handled.
- Do not operate pumps with a specification of 50Hz at 60Hz. It may cause damage due to overpressure or burn damage of motors etc. due to overload. Do not operate pumps with a specification of 60Hz at 50Hz. Pump performance may be reduced.
- Only repair technicians may disassemble, repair, modify the product or replace cables. Defects may cause failure, damage, electrification or fire.
- It is recommended that both periodic and daily inspections be performed in order to ensure that the pump will operate reliably for as long as possible. Failure to perform inspections may lead to pump failure, accidents etc. For periodic inspections, please consult your distributor or our nearest sales office.

Note

Specifications/Configurations may be altered as a result of improvements and such.
Unauthorized reproduction of this document is prohibited.